D50MH138

ERECTORS LIST
FIELD RIVETS AND BOLTS

AMERICAN BRIDGE COMPANY

LINE NO.	NO. PCS.	DIAM.	RIVETS		BOLTS: LENGTH UNDER HEAD	HEAD	NUT	WASHER	TYPE OF BOLT	GRIP	THICKNESS OF MATERIAL CONNECTED						LOCATION
1																	
2									Girders								
3	8	7/8	3 3/8							2 1/8	5/16	3/4	1/2	1/2			Girders to ER1&3
4	144	"	3 5/8							1 7/8	"	"	3/4				Girders to SP2R-SP1-Sp4R-Sp5
5	170	"	4 1/2							2 3/8	3/8	"	7/16	3/4	3/8		Stiff. Ls. to G2-1&3R-4&5
6	24	"	5 5/8							3 3/4	3/8	"	"	"	7/8		" " " " " " -4&5
7	144	"	5 3/8							3 1/2	3/4	"	"	"	3/4		Splice Ls. to G1&2&3R-4&5
8	72	"	6 1/4							4 1/4	3/8	"	3/4	7/16	"	3/4 3/8	Stiff Ls. to G1-2-3R-4&5
9	232	"	2 3/8							1 3/8	7/16	7/16	7/16				Splice pls. to " " " " " "
10	56	"	2 5/8							1 3/8	1/2	9/16					Girders to F4&5
11	234	"	2 7/8							1 7/8	3/8	"	3/8				" " F2-B2-F1&B3
12	64	"	4 1/8							2 5/8	7/8	"	7/8				" " F3&B1
13	144	"	3 5/8							1 7/8	5/16	3/4	3/4				" " SP6R&Sp1
14																	
15																	
16									Floor								
17	132	7/8	2 7/8							1 7/8	3/8	7/16	3/8				Fl. bms. to Ls.
18	208	"	2 7/8							1 7/8	3/4	1/4	3/8				" " B3R&M2-B1&M1&B2
19	264	"	2 5/8							1 7/8	3/8	3/8	"				" " S1&2-3-4-5-6-7&8
20	8	"	3 3/8							2 1/8	15/16	3/8	9/16				" " S3-5-4&6-
21	8	"	4							2 1/4	"	3/4	"				" " " - " " "
22	4	"	4 1/2							2 3/4	"	5/8	5/8	9/16			" " S7&8
23	4	"	4 5/8							2 7/8	"	3/4	"	"			" " " "
24	6	"	2 3/8							1 3/8	9/16	1/4	1/2				Strs. to ER1&3
25	2	"	3 1/8							1 1/2	"	3/8	"				" " " " "
26	4	"	2 3/8							1 3/8	5/8	3/16	1/2				" " " " "
27																	
28																	
29																	
30																	
31																	
32																	
33																	
34																	
35																	
36																	
37																	
38																	
39																	
40																	
41																	
42																	
43																	
44																	
45																	
46																	

FIELD RIVETS AND BOLTS

DATE							
NAME							
CBC		10	14	40			

DATE / 19

DRAWINGS: Elmira
FABRICATION: Elmira

ORDER No. H-3804M

SHEET No. EF 1

NAME OF STRUCTURE

State of Vermont - Sabin Bridge over Saxton's River - Westminster, Vermont

2



Required		
1	Girder	G1
1	"	G2
1	"	G3R
1	"	G3L
1	"	G4
1	"	G5
4	Splice Plates	SP1
2	"	SP2R
2	"	SP2L
8	"	SP3
2	"	SP4R
2	"	SP4L
4	"	SP5
2	"	SP6R
2	"	SP6L
2	"	SP7R
2	"	SP7L

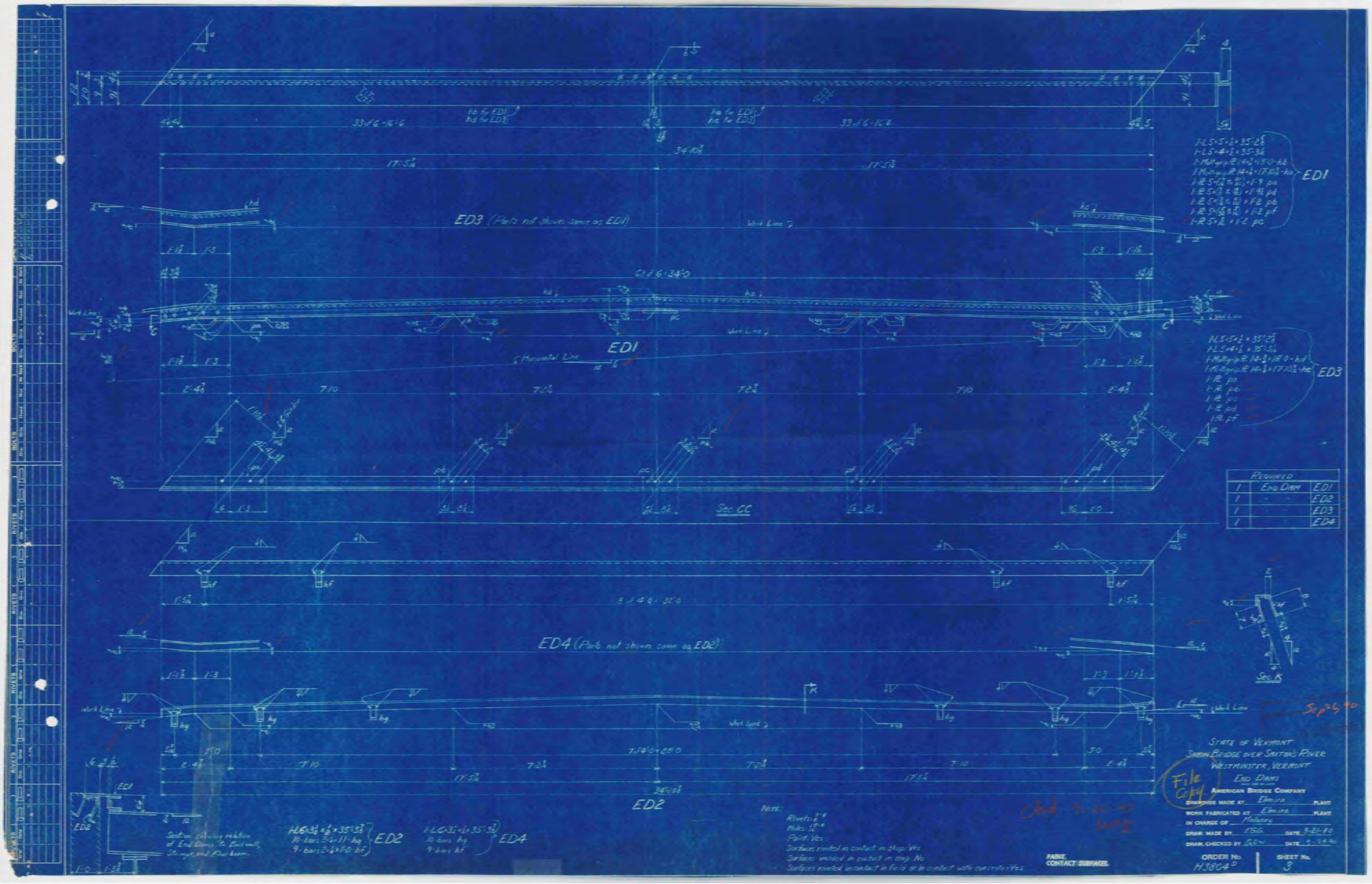
ED3 (Parts not shown same as ED1)
ED1
Sec. CC
ED4 (Parts not shown same as ED2)
ED2
Sec. K
Required
1 End Diam ED1
1 - ED2
1 ED3
1 ED4
STATE OF VERMONT
SPAN BRIDGE OVER SAXTONS RIVER
WESTMINSTER, VERMONT
END DIAMS
AMERICAN BRIDGE COMPANY
Elmira
Elmira
Note:
Rivets: 3/4"
Holes: 13/16"
Paint: Yes
Surfaces riveted in contact in shop: Yes
Surfaces welded in contact in shop: No
Surfaces riveted in contact in field or in contact with concrete: Yes
PAINT CONTACT SURFACES.
ORDER No. H3804D
SHEET No. 3

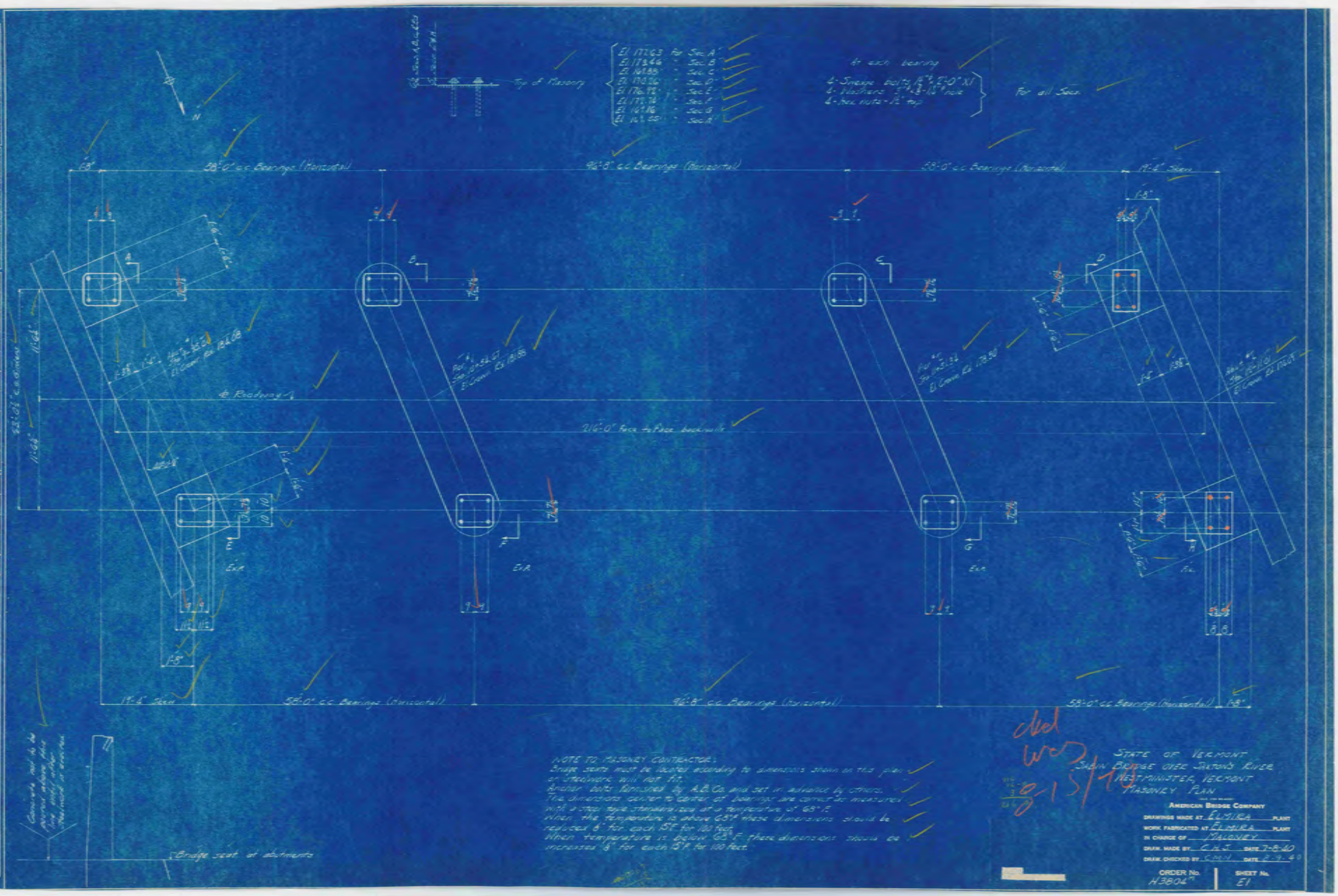
Top of Masonry
El. 177.63 for Sec. A
El. 178.46 " Sec. B
El. 168.85 " Sec. C
El. 170.06 " Sec. D
El. 176.92 " Sec. E
El. 171.74 " Sec. F
El. 162.16 " Sec. G
El. 161.55 " Sec. H
At each bearing
4-Sneeps bolts (8"x2'-0" N)
4-Washers 3"x3"x3/8" plate
4-hex nuts-1½" top
For all Secs.
58'-0" c.c. Bearings (horizontal)
96'-8" c.c. Bearings (horizontal)
58'-0" c.c. Bearings (horizontal)
19'-4" Span
1'-8"
℄ Roadway
216'-0" face to face backwalls
Ex.
Concrete not to be poured above this line until other masonry is erected
Bridge seat at abutments
NOTE TO MASONRY CONTRACTOR:
Bridge seats must be located accurately to dimensions shown on this plan or shoe bases will not fit.
Anchor bolts furnished by A.B.Co. and set in masonry by others.
The dimensions center to center of bearings are correct for measured with a steel tape standardized at a temperature of 68°F.
When the temperature is above 68°F these dimensions should be reduced ⅛" for each 15°F for 100 feet.
When temperature is below 68°F these dimensions should be increased ⅛" for each 15°F for 100 feet.
chd
WOD
8-15-40
STATE OF VERMONT
SHUN BRIDGE OVER SALTONS RIVER
WESTMINSTER, VERMONT
MASONRY PLAN
AMERICAN BRIDGE COMPANY
DRAWINGS MADE AT ELMIRA PLANT
WORK FABRICATED AT ELMIRA PLANT
IN CHARGE OF MALONEY
DRAW. MADE BY C.A.S. DATE 7-8-40
DRAW. CHECKED BY C.M.J. DATE 2-9-40
ORDER No. H3804
SHEET No. E1

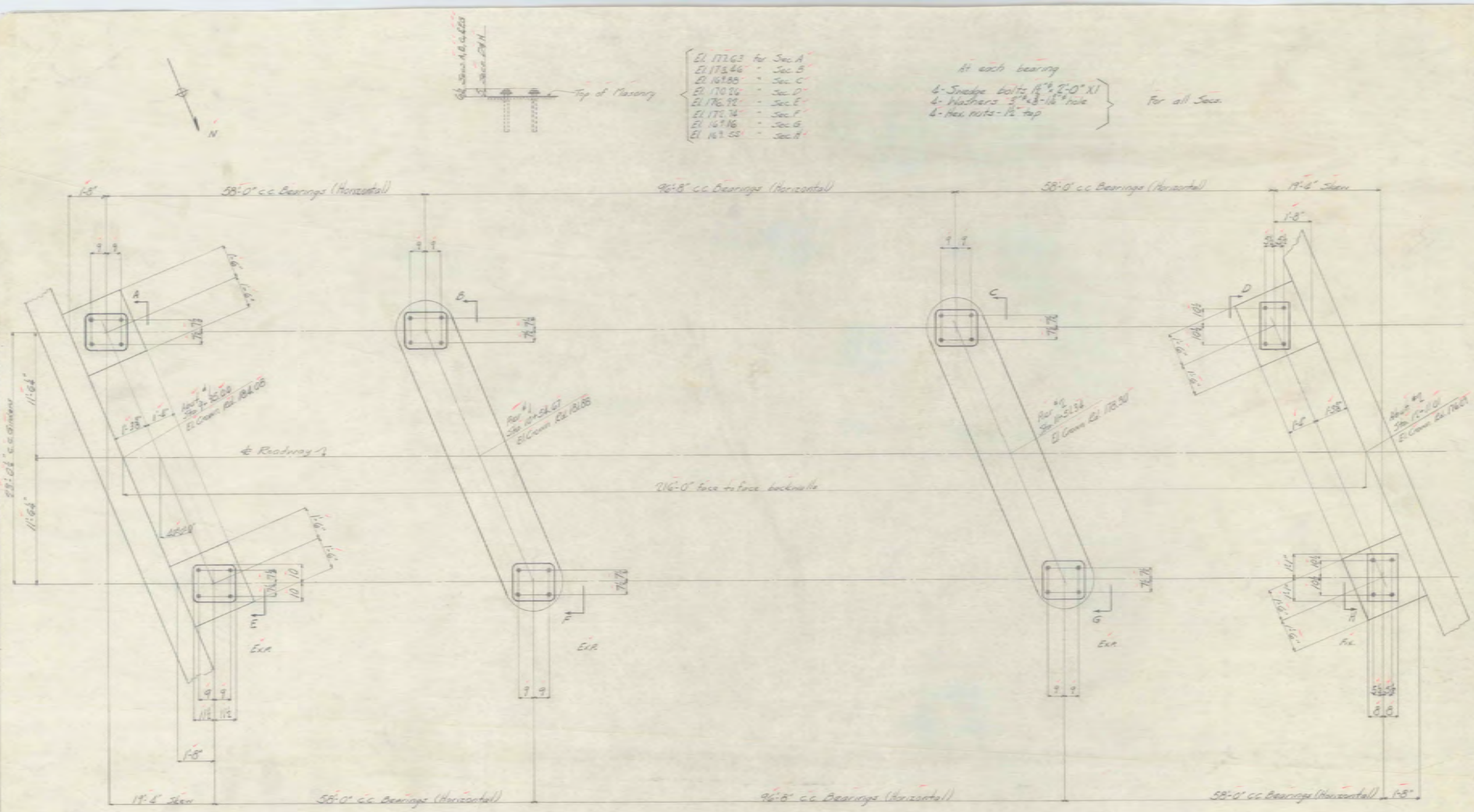

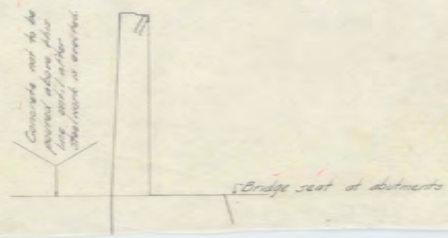

NOTE TO MASONRY CONTRACTOR:
Bridge seats must be located according to dimensions shown on this plan or steelwork will not fit.
Anchor bolts furnished by A.B.Co. and set in advance by others.
The dimensions center to center of bearings are correct as measured with a steel tape standardized at a temperature of 68° F.
When the temperature is above 68° F these dimensions should be reduced 1/8" for each 15° F for 100 feet.
When temperature is below 68° F these dimensions should be increased 1/8" for each 15° F for 100 feet.

STATE OF VERMONT
SABIN BRIDGE OVER SATONS RIVER
WESTMINSTER, VERMONT
MASONRY PLAN

AMERICAN BRIDGE COMPANY
DRAWING MADE AT ELMIRA PLANT
WORK FABRICATED AT ELMIRA PLANT
IN CHARGE OF MASONRY
DRAWN MADE BY C.H.J. DATE 7-8-40
DRAW. CHECKED BY C.M.H. DATE 8-7-40

ORDER No. H3804 | SHEET No. E1

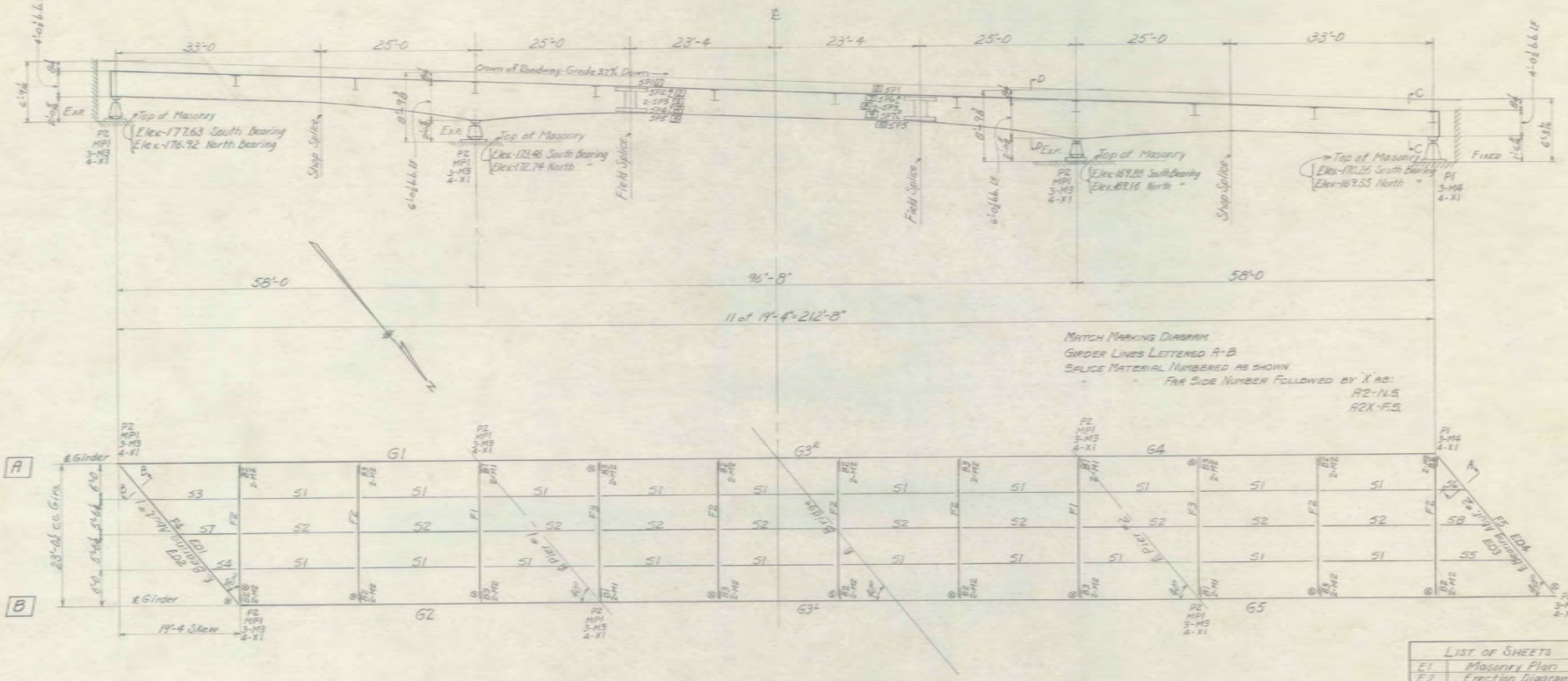

List of Sheets	
E1	Masonry Plan
E2	Erection Diagram
1	Girders
2	Floorbeams & Stringers
3	End Dam
C1	Anchor Bolts
C2	Dwck
C3	Turned Bolts
P1	Shoes
F1	Shoes
F2	Shoes
F3	Shoes
F4	Brackets

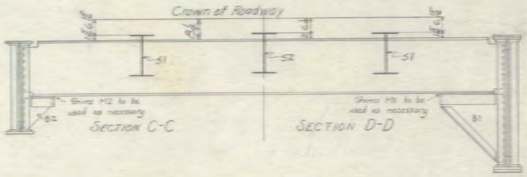

Section C-C

Section D-D

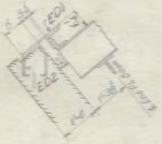

Section B-B

Section A-A

Note:
Field Connections Riveted

State of Vermont
Sabin Bridge
Westminster, Vt.

Erection Diagram

American Bridge Company

Drawings made at Elmira Plant
Work fabricated at Elmira Plant
In charge of Maloney
Drawn made by C.S.D. Date 8-16-40
Drawn checked by GPW Date

Order No. H3804 | Sheet No. E2

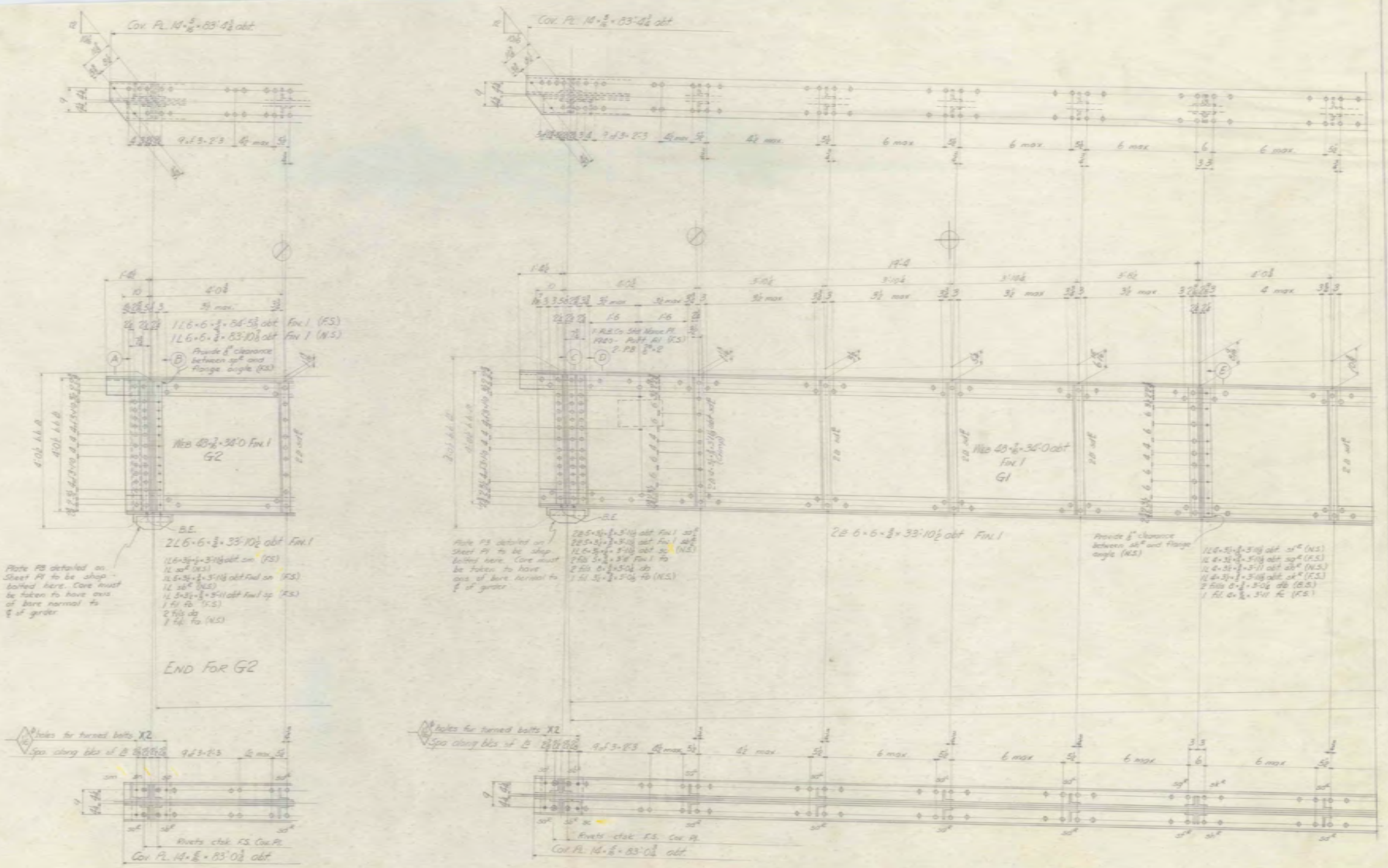

STATE OF VERMONT
SABIN BRIDGE OVER SAXTON'S RIVER
WESTMINSTER VERMONT
GIRDERS

AMERICAN BRIDGE COMPANY
DRAWING MADE AT Elmira PLANT
WORK FABRICATED AT Elmira PLANT
IN CHARGE OF Mahoney
DRAWN MADE BY R.W.H. DATE 8/4/42
DRAWN CHECKED BY T.J.K. DATE 8-4-42

ORDER No. H3804 A
SHEET No. 1AF


89'-3 1/16" abt Cov 14" x 5/16" x 20'-3 3/8" abt
19'-4
1 L 6" x 6" x 3/8" x 84'-5 3/8" abt Fin 1 (F.S.)
1 L 6" x 6" x 3/8" x 83'-10 3/8" abt Fin 1 (N.S.)
G1 - As Shown
G2 - Left of G1 except End as shown
2 Pl 6" x 6" x 3/8" x 50'-3 1/4" abt Fin 2
Block to 8" (N.S.)
Note PB detailed on Sheet P1 to be shop bolted here. Care must be taken to have axis of bars normal to ℄ of girder
Holes for temporary bolts X3
83'-0 ℄ bearing to ℄ girder
Along backs of flange angles 89'-9 3/8" abt Cov 14" x 5/16" x 20'-5 1/8" abt
Back abt X3 Cut pl
STATE OF VERMONT
SABIN BRIDGE OVER SAXTON'S RIVER
WESTMINSTER, VERMONT
GIRDERS
AMERICAN BRIDGE COMPANY
DRAWING MADE BY Elmira PLANT
WORK FABRICATED AT Elmira PLANT
IN CHARGE OF Maloney
DRAW MADE BY R.V.H. DATE 9/16/40
DRAW. CHECKED BY T.J.K. DATE 9-16-40
ORDER No. H3804
SHEET No. 1BF

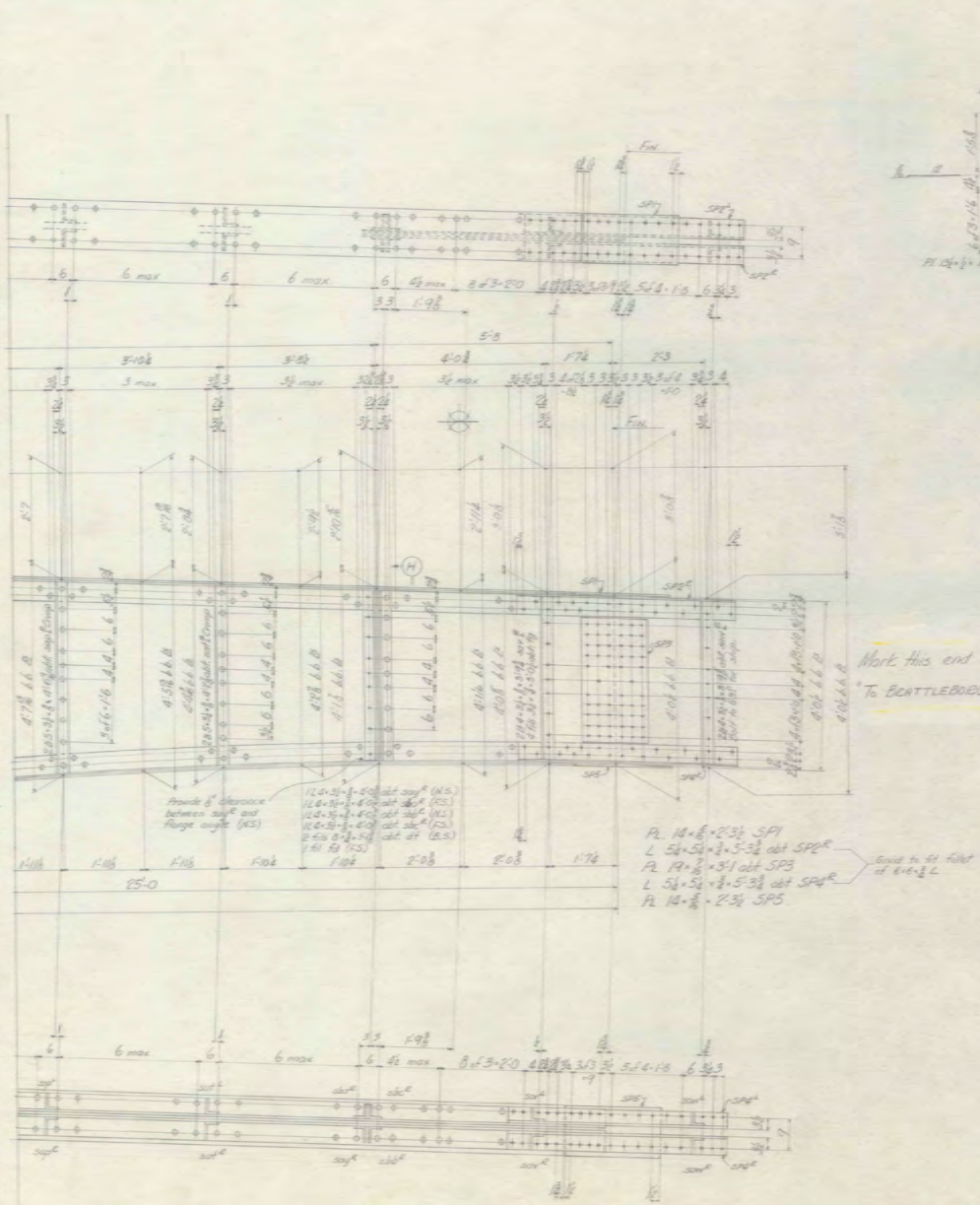

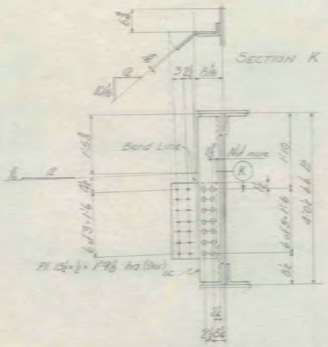

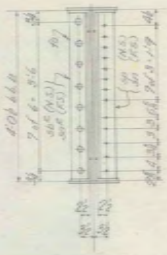

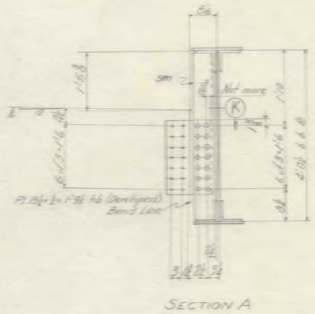

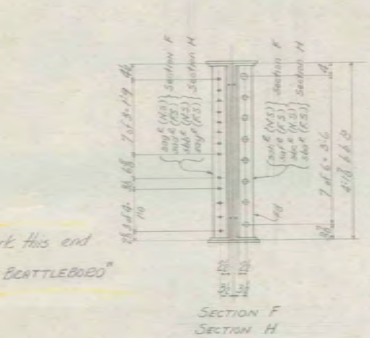

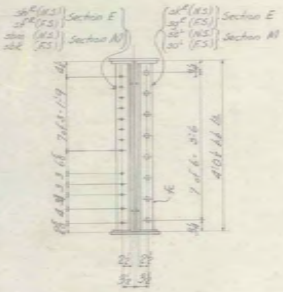

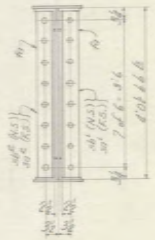

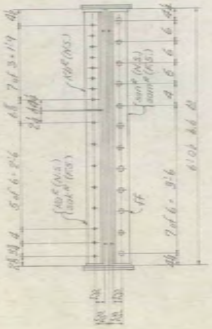

Rev 9/16/60 R.W.H.
sole changed to 5m
in Section M
sole, sbm, sc, sm, sp changed to
sbk, sbm, sc, sm, sp

Rev 7/4/60 R.W.H.
Note added
"To BEATTLEBORO"

NAME CONTACT SURVEYED

STATE OF VERMONT
SABIN BRIDGE OVER SAXTON'S RIVER
WESTMINSTER VERMONT
GIRDERS

AMERICAN BRIDGE COMPANY

DRAWING MADE AT Ellwood PLANT
WORK FABRICATED AT Ellwood PLANT
IN CHARGE OF Rhodes
DRAW. MADE BY R.W.H. DATE 5/4/60
DRAW. CHECKED BY T.J.K. DATE 5-6-60

ORDER No. H3804 | SHEET No. 1CF

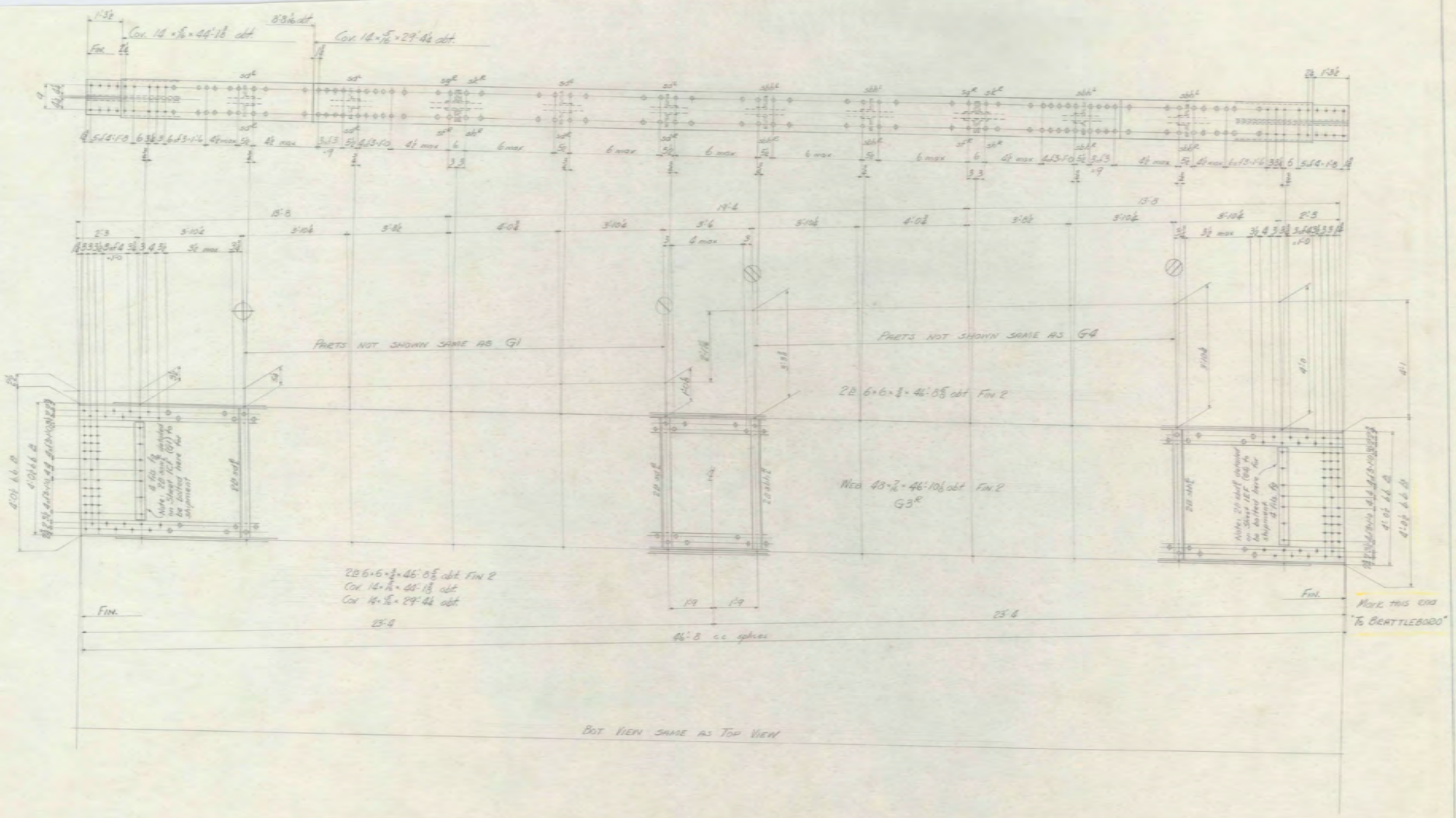

Rev. 9/4/60 R.W.H.
Dimension (5'-0) L.L. (P) added at right end

Rev. 11/4/60 R.W.H.
Note added "To Brattleboro"

PAINT CONTACT SURFACES

STATE OF VERMONT
SABIN BRIDGE OVER SAXTON'S RIVER
WESTMINSTER, VERMONT
GIRDERS

AMERICAN BRIDGE COMPANY

DRAWINGS MADE AT Elmira PLANT
WORK FABRICATED AT Elmira PLANT
IN CHARGE OF McCloskey
DRAW. MADE BY R.W.H. DATE 8/6/60
DRAW. CHECKED BY TJK DATE 8-9-60

ORDER No. H3864 A | SHEET No. 1 OF

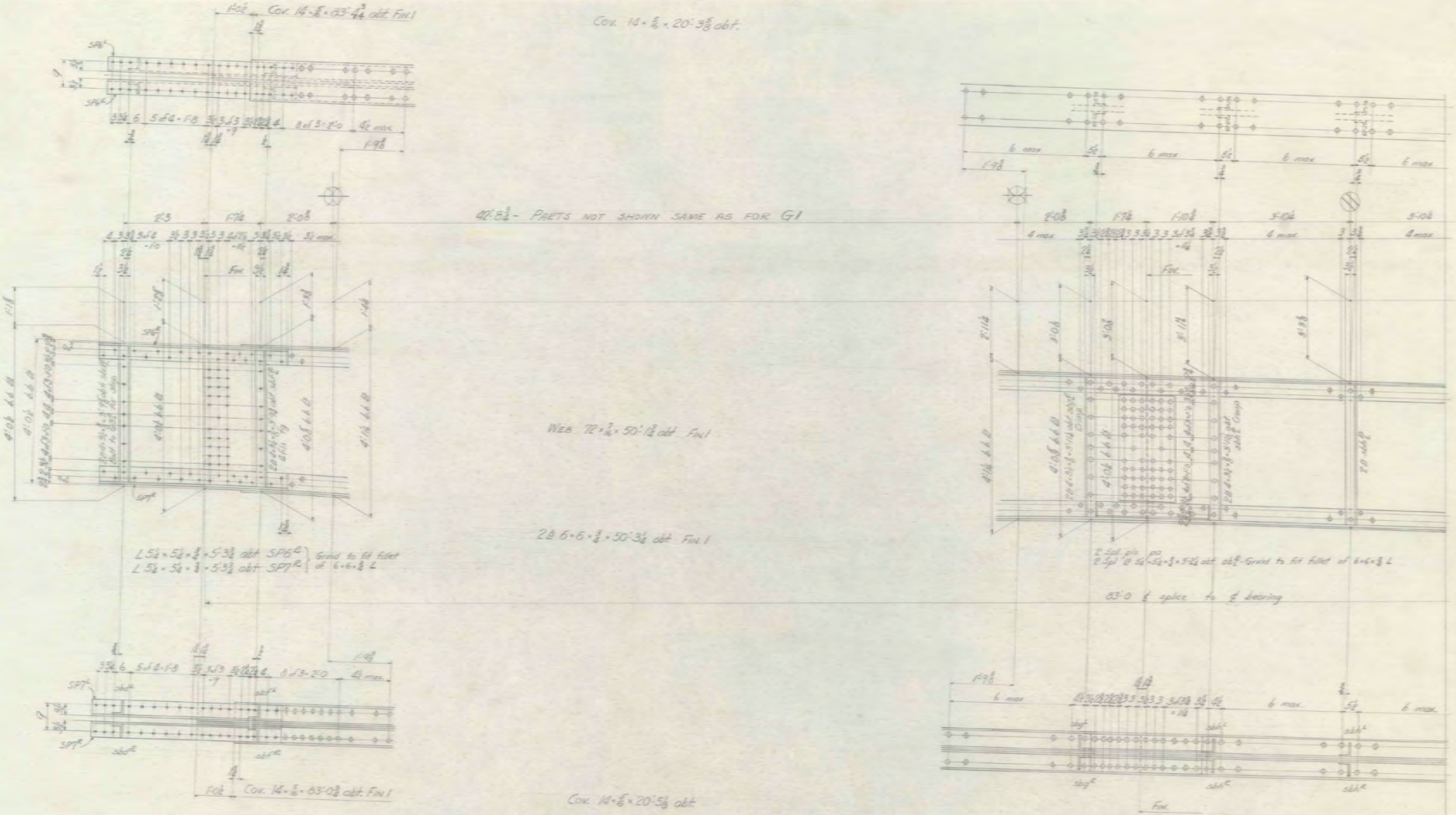

Rev. 9/9/40 R.W.H.
Dimension for parts not shown changed from 40'-9 1/2 to 40'-5 3/8

PAINT CONTACT SURFACE

STATE OF VERMONT
SABIN BRIDGE OVER SAXTON'S RIVER
WESTMINSTER, VERMONT
GIRDERS

AMERICAN BRIDGE COMPANY

DRAWING MADE AT Elmira PLANT
WORK FABRICATED AT Elmira PLANT
IN CHARGE OF Nielsen
DRAW. MADE BY R.W.H. DATE 3/29/40
DRAW. CHECKED BY T.D.K. DATE 5-1-40

ORDER No. H3304A | SHEET No. 1EF



Required		
1	Girder	G1
1	"	G2
1	"	G3[R]
1	"	G3[L]
1	"	G4
1	"	G5
4	Splice Plates	SP1
2	"	SP2[R]
2	"	SP2[L]
8	"	SP3
2	"	SP4[R]
2	"	SP4[L]
4	"	SP5
2	"	SP6[R]
2	"	SP6[L]
2	"	SP7[R]
2	"	SP7[L]

Notes
Rivets 3/4"ø
Holes 13/16"ø unless noted
B.E. indicates bearing end of stiffeners
Holes for field splices to be sub punched 13/16"ø and reamed to 13/16"ø while parts are temporarily assembled and matchmarked.
Heat - Yes
Surfaces riveted in contact in shop - Yes
Surface riveted in contact in field or in contact with concrete - Yes

Rev. 9/16/60 RWH
Assembly marks revised sbk[R] sbm[R] snk[R] sc[R] changed to sbk, sbm, snk, sc

Rev. 11/4/60 RWH
Notes added
"To BRATTLEBORO"

FAYING CONTACT SURFACES

STATE OF VERMONT
SABIN BRIDGE OVER SAXTON'S RIVER
WESTMINSTER VERMONT
GIRDERS

AMERICAN BRIDGE COMPANY
DRAWING MADE AT Elmira PLANT
WORK FABRICATED AT Elmira PLANT
IN CHARGE OF Maloney
DRAW. MADE BY R.W.H. DATE 9/16/60
DRAW. CHECKED BY T.J.K. DATE 7-6-60

ORDER No. H3304[A] | SHEET No. 1F

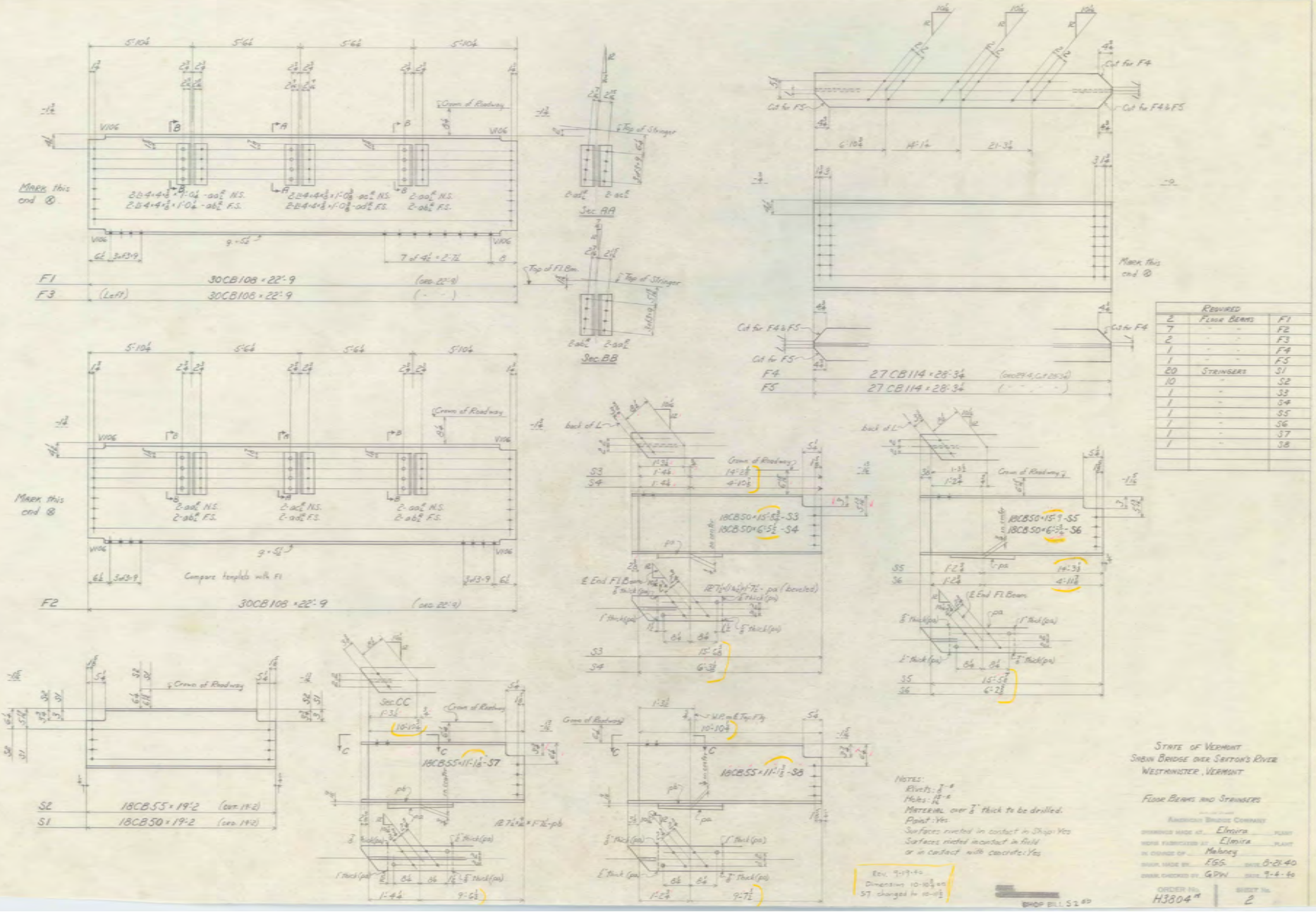

Required		
2	Floor Beams	F1
7	" "	F2
2	" "	F3
1	" "	F4
1	" "	F5
20	Stringers	S1
10	"	S2
1	"	S3
1	"	S4
1	"	S5
1	"	S6
1	"	S7
1	"	S8

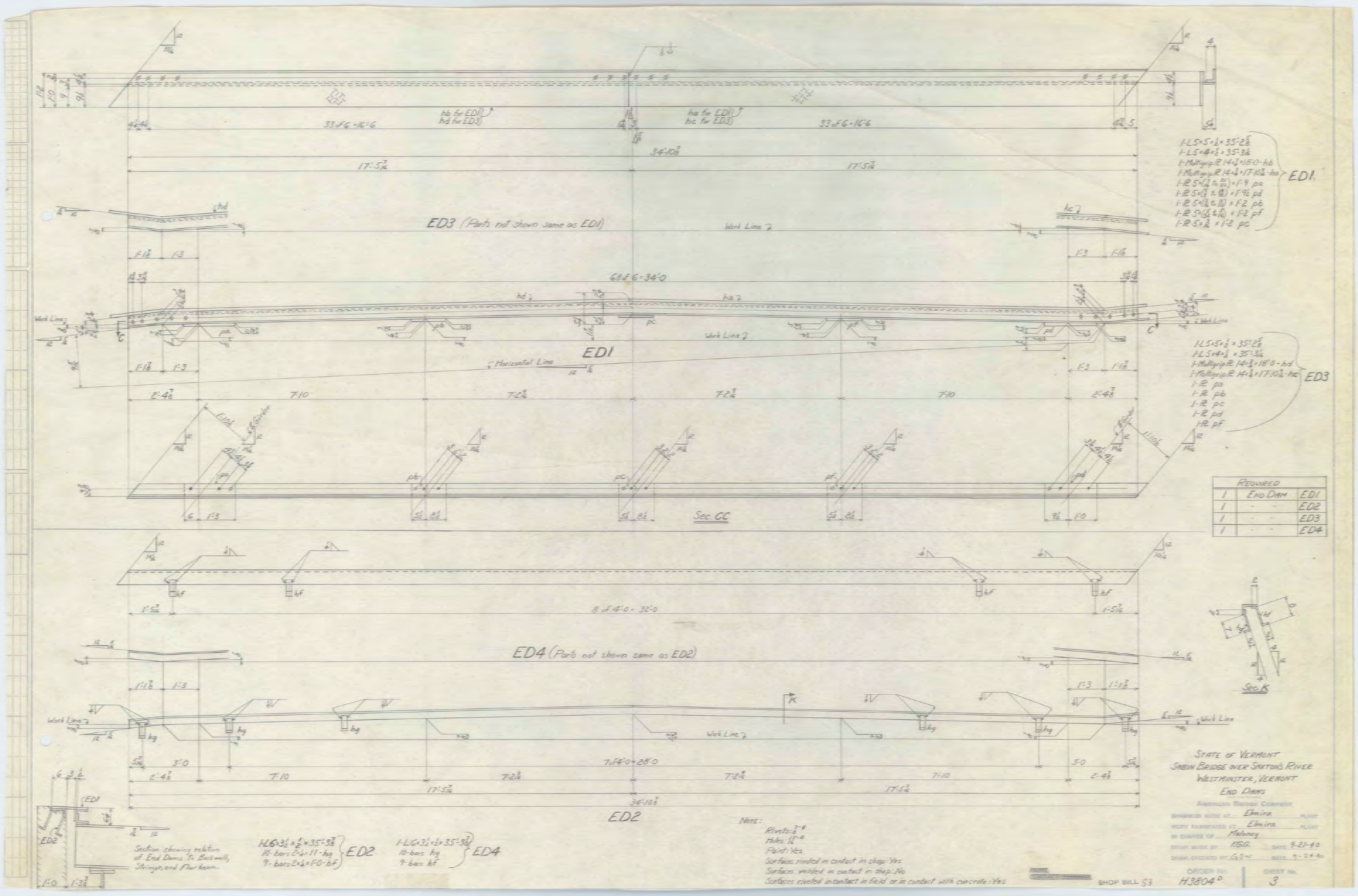

REQUIRED		
1	END DAM	ED1
1	" "	ED2
1	" "	ED3
1	" "	ED4

STATE OF VERMONT
AGENCY OF TRANSPORTATION